



**FP7-PEOPLE Marie Curie Actions**  
Country fact sheet: China (People's Republic of)  
06 July 2015

**Number of Chinese researchers funded in Marie Curie Actions (2007-2014)<sup>1</sup>: 3204**

- Number of fellowships: 970
- Exchanged staff (IRSES): 2234<sup>1</sup>

**EU budget awarded to Chinese organisations (2007-2014): €20.5 million**

**Number of Chinese organisations participating in Marie Curie Actions (2007-2014): 316**

- This figure includes the 0 participations in the European Researchers Night science communication events

In detail, the number of organisations and the budget awarded to them, as well as the number of researcher mobilities involving these organisations:

Marie Curie Actions (2007-2014)	Number of organisation participations <sup>2</sup>	Budget <sup>3</sup> (€ million) awarded to Chinese organisations	Number of Projects	Chinese researchers	Researchers going to Chinese organisations
Initial Training Networks	5	1.1	5	404	1
Industry-Academia Partnerships and Pathways	4	0.667	3	138	16
Co-funding of regional, national and international programmes	0	0	0	173	1
Intra-European Fellowships	0	0	0	37	0
Career Integration Grants <sup>4</sup>	0	0	0	13	0
International Incoming Fellowships	44 <sup>5</sup>	0.649	44 <sup>5</sup>	201 <sup>6</sup>	0
International Outgoing Fellowships	3 <sup>5</sup>	0	3	4	3
<b>Sub-Total (fellowships)</b>	<b>56</b>	<b>2.416</b>	<b>52</b>	<b>970</b>	<b>21</b>
International Research Staff Exchange Scheme	260	18.2	131	2234 <sup>1</sup> (8938 Months <sup>7</sup> )	2333 <sup>1</sup> (9332 Months <sup>7</sup> )
Researchers' Night	0	0	0	N/A	N/A
<b>Total</b>	<b>316</b>	<b>20.5</b>	<b>186</b>	<b>3204<sup>1</sup></b>	<b>2354<sup>1</sup></b>

<sup>1</sup> IRSES number of exchanged personnel has been included since April 2014 and is an estimation based on the number of researcher months expected to be exchanged till the end of FP7. Furthermore this is not based on nationality but on location.

<sup>2</sup> This is the number of participations by organisations i.e. the total number of times that organisations in this country have participated in each Action

<sup>3</sup> Refers to budget planned at the start of the project. Actual figures are only obtained once projects have ended

<sup>4</sup> CIG includes Reintegration Grants (RG, IRG, ERG)

<sup>5</sup> This figure includes both the incoming phase and the possible return phase

<sup>6</sup> Includes also the number of "return phase" fellows

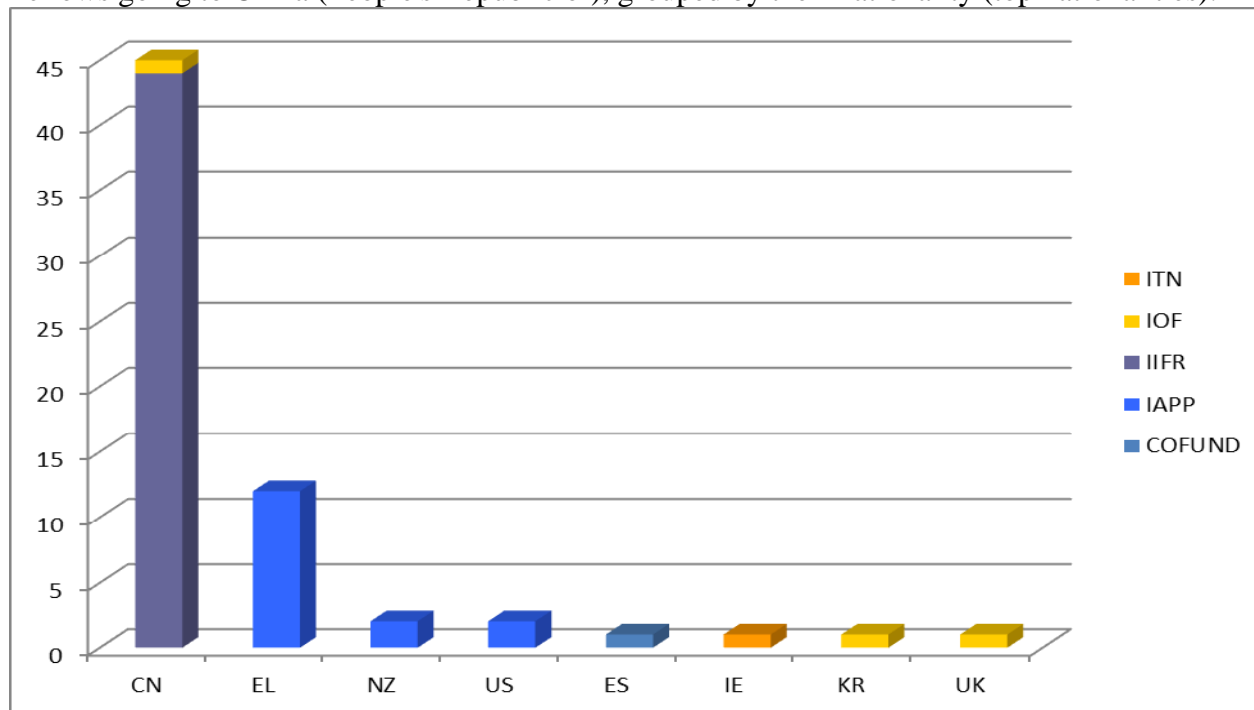
<sup>7</sup> Refers to the number of researcher months expected to be exchanged.

## FP7-PEOPLE Marie Curie Actions

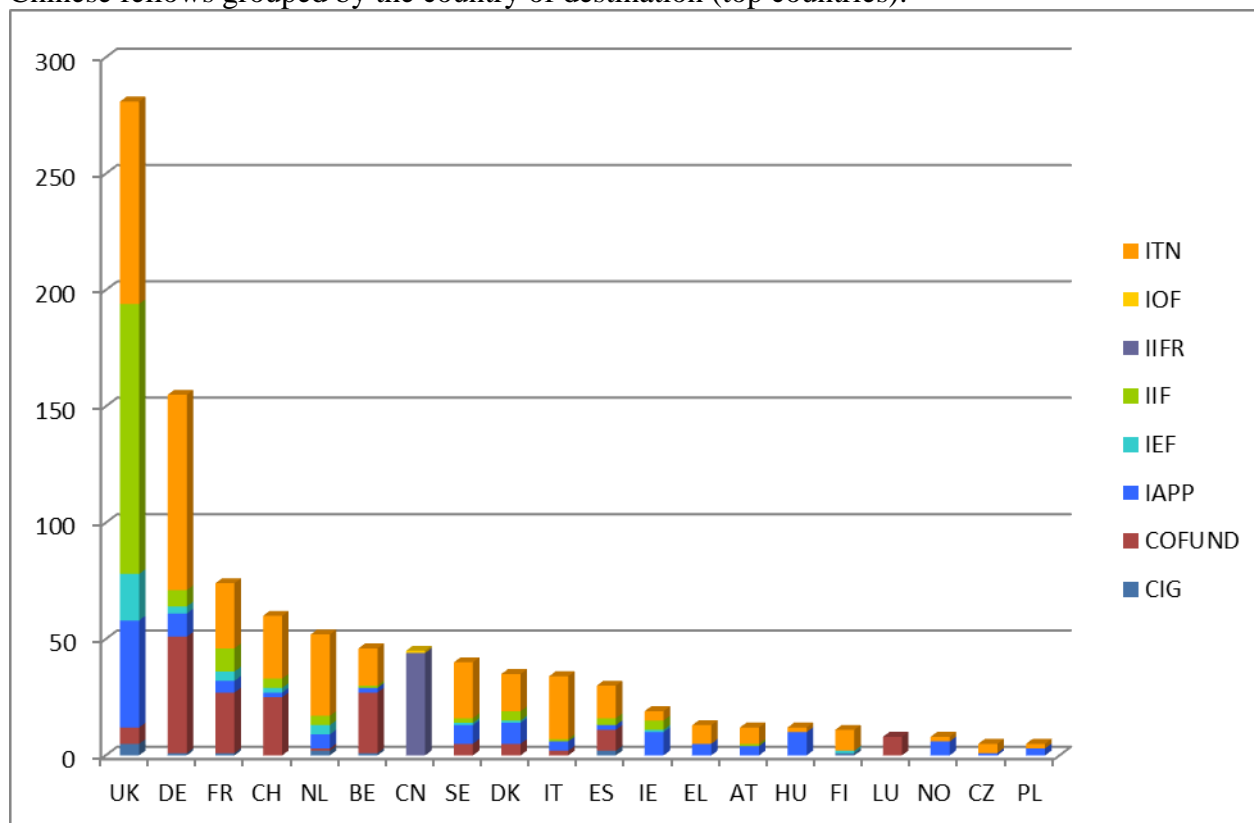
### Country fact sheet: China (People's Republic of)

#### *Mobility patterns (fellowships)*<sup>4</sup>

Fellows going to China (People's Republic of), grouped by their nationality (top nationalities):



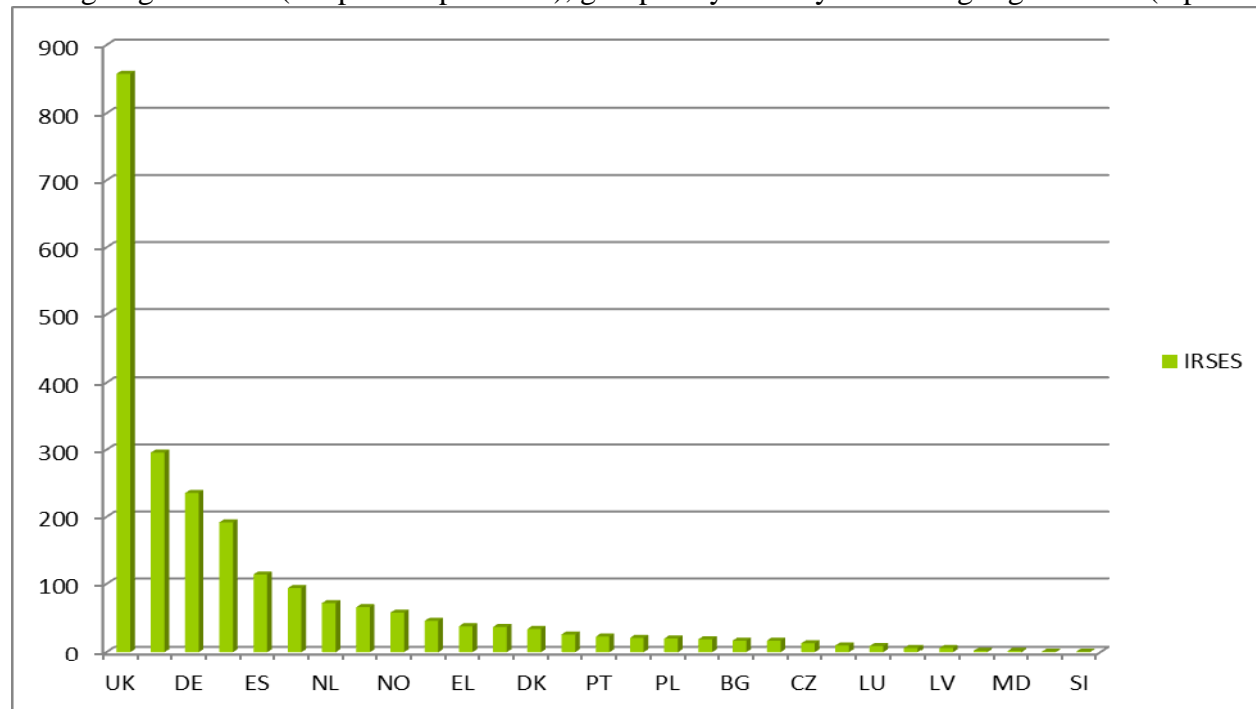
Chinese fellows grouped by the country of destination (top countries):



# **FP7-PEOPLE Marie Curie Actions** **Country fact sheet: China (People's Republic of)**

## ***Mobility patterns (exchange of staff, IRSES)***<sup>1</sup>

Staff going to China (People's Republic of), grouped by country of sending organisation (top countries):



Staff sent by Chinese organisations, grouped by the country of destination organisation (top countries):

