

An introduction to polymer physics

Wentao Hao

College of Chemical Engineering
Hefei University of Technology

5. Transition AND relaxation

- 5.1 Introduction ~ 10 hours
- 5.2 Glass transition
- 5.3 Factors affecting glass transition
- 5.4 Molecular motion in glass state polymer
- 5.5 Molecular motion in crystalline polymer

Wentao Hao, Hefei University of Technology

2

5.1 introduction

What will happen when temperature or action time changes?



Wentao Hao, Hefei University of Technology

3

Why

 temperature or action time

have so much effect on the physical properties of polymer material?

Because of the long, chain like structure.

Wentao Hao, Hefei University of Technology

4

Thermal transition of linear amorphous polymer

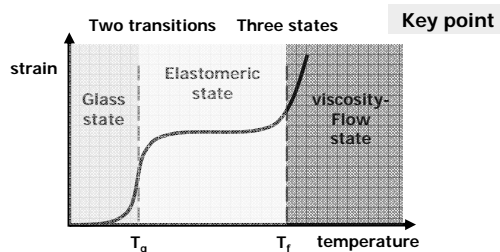


Fig. 5-1 strain-temperature curve for amorphous polymer

Wentao Hao, Hefei University of Technology

5

(a) Glass state

1. crystalline solids: molecules are ordered in a regular lattice
2. fluids: molecules are disordered and are not rigidly bound.
3. glasses: molecules are disordered but are rigidly bound.

Movement of large motion units are frozen

How large?



Wentao Hao, Hefei University of Technology

6

Motion units

1. Length and angle of covalent bonds
2. Smaller units – side groups, branched chains.....

Polymer chains ?



Wentao Hao, Hefei University of Technology

7

Mechanical properties

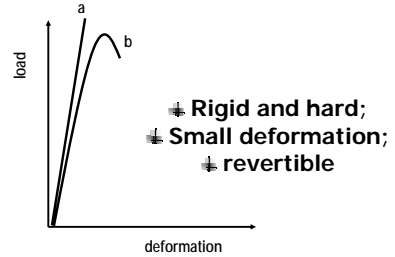
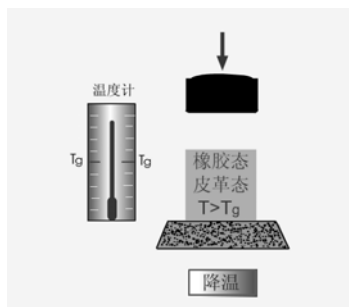


Fig. 5-2 tensile behavior of glass state polymer

Wentao Hao, Hefei University of Technology

8

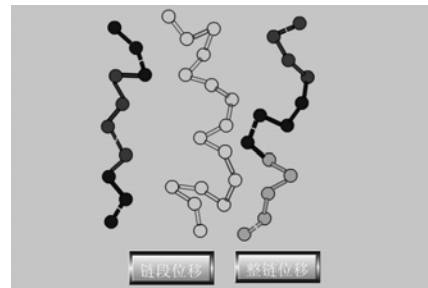
(b) Rubber state



Wentao Hao, Hefei University of Technology

9

Movement of segments



What can be inferred from this picture?

1. Movement of segments is caused by rotation around single bonds
2. The mass center of the polymer chain does not move

Wentao Hao, Hefei University of Technology

10

Mechanical properties

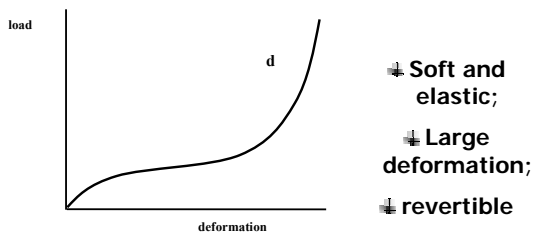


Fig. 5-3 tensile behavior of rubber state polymer

Wentao Hao, Hefei University of Technology

11


Table 5.1 comparison between polymer in glass state and rubber state

	Modulus (Pa)	strain
Glass state	$10^{10} - 10^{12}$	0.01 - 0.1%
rubber state	$10^5 - 10^7$	100 - 1000%

Wentao Hao, Hefei University of Technology

12

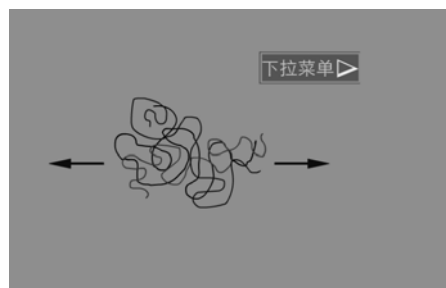
(c) Viscosity-flow state



Wentao Hao, Hefei University of Technology

13

Motion unit – molecular chains



Wentao Hao, Hefei University of Technology

14

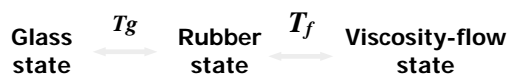
Viscosity-flow state

- ⚡ Motion of whole molecular chains being activated
- ⚡ Slippage of chain happens under stress
- ⚡ Deformation is unrecoverable

Wentao Hao, Hefei University of Technology

15

SUMMARY



Different motion state

Different deformation ability

Different mechanical state

Different properties

Attention:

1. mechanical states \neq the thermal dynamic state
2. T_g and $T_f \neq$ the phase transition temperature

Wentao Hao, Hefei University of Technology

16

Table 5.2 Summary to the mechanical state of amorphous polymer

	Motion units	Relaxation time	movement	Temperature range	deformation
Glass state					
Rubber state					
Viscosity-flow state					irreversible

Wentao Hao, Hefei University of Technology

17

thermal transition of crystalline polymers



难点

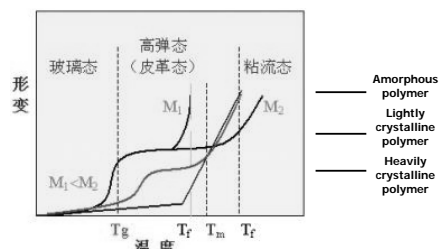


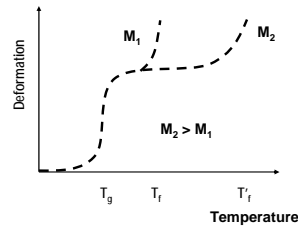
Fig. 5-4 temperature – deformation curve of crystalline and amorphous polymers

Wentao Hao, Hefei University of Technology

18

For amorphous polymer material with different molecular weight

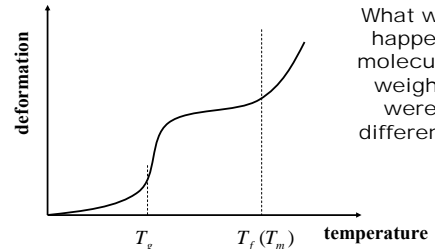
- 3 states and 2 transitions
- Higher molecular weight, higher T_f – due to the entanglement of molecules and the stronger interactions



Wentao Hao, Hefei University of Technology

19

For lightly crystallized polymer material



What will happen molecular weight were different?

Wentao Hao, Hefei University of Technology

20

For lightly crystallized polymer material

Q1. Does crystallization affect the transition?

NO, there are still 2 transitions and 3 states. T_g is also obvious.

Q2. For small molecular weight material, at which temperature it will transfer into viscosity-state?

T_m . $T_m > T_f$. At T_f it will remaining in rubber state. Crystals are like physical cross-linker.

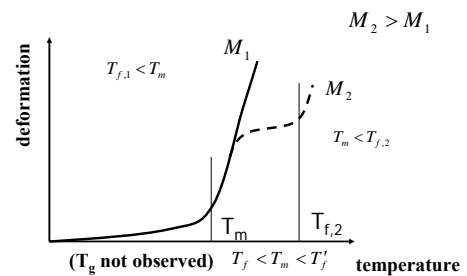
Q3. For large molecular weight material, at which temperature it will transfer into viscosity-state?

T_f . $T_f > T_m$. After crystals being melted, molecules still can not move violently due to strong interactions among the molecules.

Wentao Hao, Hefei University of Technology

21

For heavily crystallized polymer material (>40%)



Wentao Hao, Hefei University of Technology

22

For heavily crystallized polymer material (>40%)

Q1. Why there is no glass transition?

- Crystallites form continuous phases.
- Motion of Polymer chains is restricted.
- Glass transition disappears.

Q2. For small molecular weight material, at which temperature it will transfer into viscosity-state?

T_m . No rubber state.

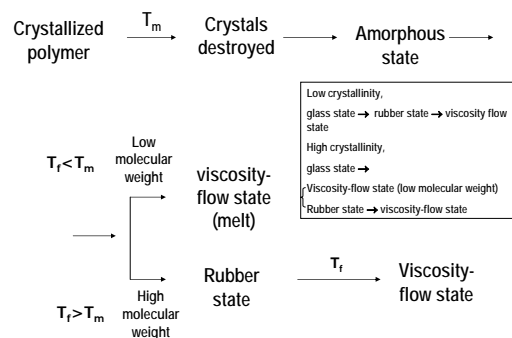
Q3. For large molecular weight material, at which temperature it will transfer into viscosity-state?

T_f . Has Rubber state.

Wentao Hao, Hefei University of Technology

23

For different molecular weight



Wentao Hao, Hefei University of Technology

24

(a) Relaxation of PVC string (丝)

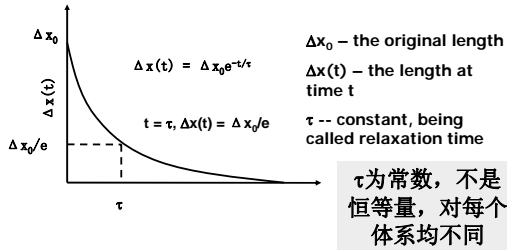


Figure 5-5 relaxation of PVC string

《高分子物理》，p225

Questions arise

- After the stress is released, the molecules tend to come back from extended state to coil-like state. (why?)
- Why the string can not shrink back immediately? 收缩
- where does the hindrance come from? 阻力

(b) Relaxation time

Relaxation time τ is a physical parameter to describe the relaxation speed

$\tau \rightarrow 0$, relaxed very quickly

Example:

H_2O $10^{-9} - 10^{-10}$ s

$\tau \rightarrow \infty$, relaxed very slowly

Example:

蠕变 - Creep of polymer chain months - years

(c) Relaxation time spectrum

various motion units



Variety of relaxation time



Being treated as a continuous distribution



relaxation time spectrum

(d) Time-dependence of properties

Example I:

The plastic raincoat will extended a little while it is hung on for a long period of time.

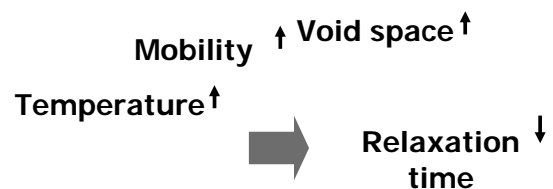


Example II:

The melt flow of polymer exhibits to be brittle while being strike.

分子链来不及运动以适应外力，化学键被破坏

C. temperature-dependence



(a) Eyring equation

For small motion units, like side groups or branched chains

$$\tau = \tau_0 e^{\frac{\Delta E}{RT}} \quad T \uparrow, \tau \downarrow$$

τ_0 - constant; R - gas constant
 ΔE - activation energy needed for relaxation

(b) WLF equation

For large motion units, like segments

$$\ln\left(\frac{\tau}{\tau_s}\right) = -\frac{C_1(T - T_s)}{C_2 + (T - T_s)}$$

C_1, C_2 are constant, s - reference $T \uparrow, \tau \downarrow$

5.2 Glass transition Key Point

- In general, amorphous polymers change from hard, brittle, 'glassy' materials at low temperatures to soft, deformable, rubbery materials at high temperatures.
- This is known as the 'glass transition' and occurs over a relatively narrow range of temperatures characterised by the glass transition temperature, T_g .

定义：指非晶态高聚物从玻璃态到高弹态的转变。对晶态高分子来说，玻璃化转变是指其中非晶部分的这种转变。

Meaning of T_g

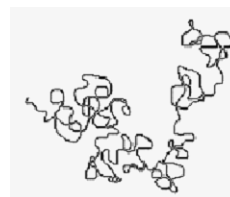
- That some liquids were solidified to glassy state without crystallization when being cooled was called glass transition.
- The corresponding temperature was called Glass transition temperature, as T_g .
- For non-crystalline polymer, it was referred to the transition temperature from rubbery to glassy when being cooled; also the temperature from glassy to rubbery when being heated.

Technical importance of T_g

- It is the upper application temperature of non-crystalline plastics, like PS, PMMA or hard PVC
- It is the lower application temperature of non-crystalline rubber, like NR, SBR etc

Theoretical importance of T_g

- > To characterize the molecular flexibility
- > Important feature of polymers



高聚物刚性因子越大，玻璃化转变温度越_____

高 低

5.2.1 how to determine T_g

- In general, all the properties that will change apparently during glass transition can be used to determine the glass transition temperature

a. According to the change of mechanical property

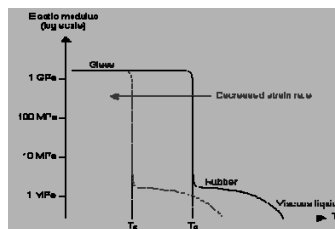


Fig. 5-6 elastic modulus of the polymer as a function of the temperature

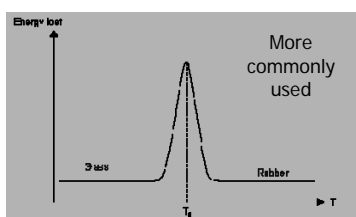


Fig. 5-7 dynamic mechanical thermal analysis (DMTA)

b. According to the thermal analysis

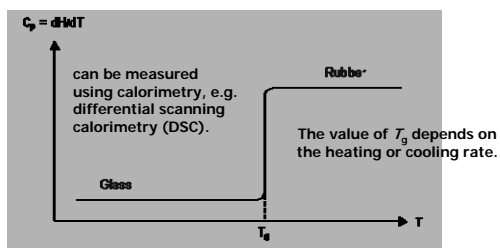


Fig. 5-8 The specific heat capacity, C_p – temperature

c. According to the volume change

《高分子物理》, p229

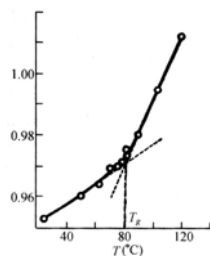


Fig. 5-9 Specific volume – temperature curve for PS

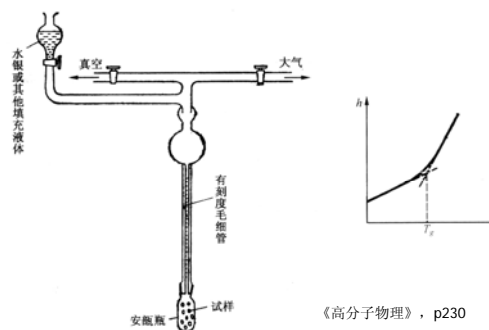
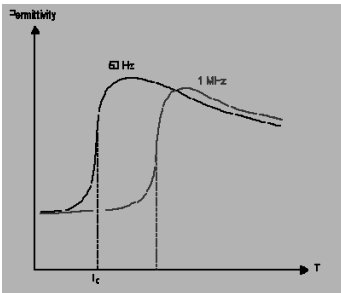


Fig. 5-10 dilatometer and determination of T_g

d. Dielectric Constant 介电常数



If a varying electric field is applied to a polymeric material, any polar groups will align with the field. Below T_g rotation of the bonds is not possible, so the permittivity will be low, with a big increase around T_g . At higher temperatures the increased thermal vibrations cause the permittivity to drop again. If the frequency of the field is increased, the polar groups have less time to align, so the glass transition occurs at a higher temperature.

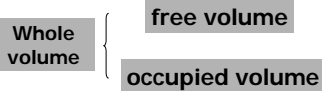
Fig. 5-11 dielectric constant as a function of temperature

Important !

- T_g obtained from different methods are usually not the same!
- It is not a phase transition temperature, so that it will be different as testing methods varies.
- As we use them, the testing methods and testing conditions must be mentioned.

5.2.2 free volume theory

1. concept



Free volumes are distributed in the whole material as void space for the segments to change conformation

First proposed by Fox and Flory



2. Description of free volume theory

- In glass state
 - Movement of segments is frozen
 - Free volume is frozen too, to be a fixed value
 - Size and distribution of Void space are no longer changeable
 - T_g is a critical temperature
 - Under such a temperature there is no extra free space for molecules to adjust their conformation
 - It is a state of constant free volume

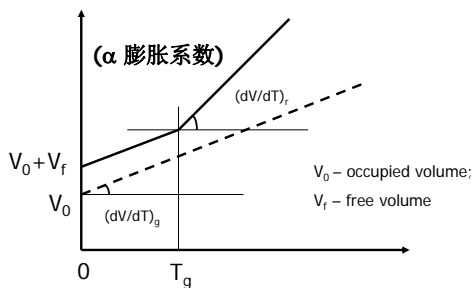


Fig. 5-12 Volume change before and after T_g

- Under T_g , in glass state
 - Volume expansion is just expansion of molecule themselves
 - Including increment of vibration and bonds length
- At T_g
 - Segments get enough energy, space expanded too, begin to move
- Beyond T_g , in rubber state
 - Except for the volume expansion of molecules, free volume expands too
 - $\alpha_r > \alpha_g$, (α 膨胀系数)

3. more details about free volume theory

The whole volume of polymer at T_g

$$V_g = V_f + V_0 + \left(\frac{dV}{dT}\right)_g T_g$$

V_g – the whole volume of polymer at T_g

V_f – the free volume of polymer in glass state

V_0 – the volume of polymer occupied in 0 K

The whole volume of polymer over T_g

$$V_r = V_g + \left(\frac{dV}{dT}\right)_r (T - T_g)$$

V_r – the whole volume of polymer over T_g

$$V_r = V_f + V_0 + \left(\frac{dV}{dT}\right)_g T_g + \left(\frac{dV}{dT}\right)_r (T - T_g), \quad \left(\frac{dV}{dT}\right)_r = \left(\frac{dV}{dT}\right)_g + \left(\frac{dV}{dT}\right)_f$$

$$V_r = V_f + V_0 + \left(\frac{dV}{dT}\right)_g T_g + \left[\left(\frac{dV}{dT}\right)_g + \left(\frac{dV}{dT}\right)_f \right] (T - T_g)$$



自由体积 自身体积

$$(V_f)_r = V_f + \left(\frac{dV}{dT}\right)_f (T - T_g)$$

$$= V_f + \left[\left(\frac{dV}{dT}\right)_r - \left(\frac{dV}{dT}\right)_g \right] (T - T_g)$$

Around T_g , $\frac{(V_f)_r}{V_g} = \frac{V_f}{V_g} + \frac{1}{V_g} \left[\left(\frac{dV}{dT}\right)_r - \left(\frac{dV}{dT}\right)_g \right] (T - T_g)$

That is, $f_r = f_g + (\alpha_r - \alpha_g)(T - T_g)$
 $= f_g + \Delta\alpha(T - T_g)$

or $f_r = f_g + \alpha_f(T - T_g)$

5.2.3 WLF equation - talking more

$$\lg \frac{\eta(T)}{\eta(T_g)} = -\frac{17.44(T - T_g)}{51.6 + (T - T_g)}$$

$\eta(T)$ – viscosity of polymer at T

$\eta(T_g)$ – viscosity of polymer at T_g

$$\eta = A \exp(BV_0 / V_f) \quad \text{Doolittle Equation}$$

$$\ln \eta(T) = \ln A + B \frac{V_0(T)}{V_f(T)} \quad \ln \eta(T_g) = \ln A + B \frac{V_0(T_g)}{V_f(T_g)}$$

$$\ln \frac{\eta(T)}{\eta(T_g)} = B \left[\frac{V_0(T)}{V_f(T)} - \frac{V_0(T_g)}{V_f(T_g)} \right]$$

According to the concept of f_T


$$f_T = \frac{V_f(T)}{V_0(T) + V_f(T)} \approx \frac{V_f(T)}{V_0(T)}$$

$$\ln \frac{\eta(T)}{\eta(T_g)} = B \left[\frac{1}{f_T} - \frac{1}{f_g} \right]$$

$$\lg \frac{\eta(T)}{\eta(T_g)} = \frac{-B}{2.303 f_g} \frac{T - T_g}{\frac{f_g}{\alpha_f} + (T - T_g)}$$

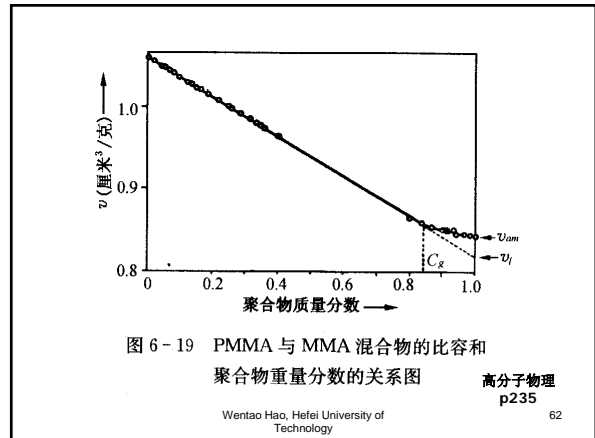
$$\frac{-B}{2.303f_g} = -17.44 \quad f_g / a_f = 51.6$$

Usually, $B \approx 1$



$$f_g = 0.025 = 2.5\%, a_f = 4.8 \times 10^{-4} / K$$

Wentao Hao, Hefei University of Technology 61



- 聚甲基丙烯酸甲酯（高分子固体）与甲基丙烯酸甲酯（小分子液体）一相似又不同
- 混合物比体积随聚合物浓度提高而降低，但在较高浓度下，混合物的粘度变得很大，聚合物的链段不再能自由运动
- 由于这种冻结，非晶态聚合物的比体积大于同一温度下外推得到的比体积
- 自由体积可以定义为

$$f_{WLF} = \frac{v_{am} - v_l}{v_{am}}$$

- 实验测得 $v_l = 0.842 \text{ cm}^3/\text{g}$, $v_{am} = 0.820 \text{ cm}^3/\text{g}$, 因而聚甲基丙烯酸甲酯的自由体积分数为 0.026, 等于 2.6%, 与 WLF 方程预言的自由体积分数很接近

Wentao Hao, Hefei University of Technology 63

5.3 Factors affecting T_g

Key point

- 5.3.1 Chemical structures
- 5.3.2 Other factors
- 5.3.3 environmental factors

Wentao Hao, Hefei University of Technology 64

5.3.1 Chemical structures

A. main chain structure

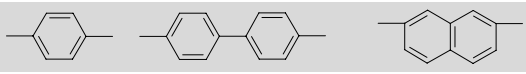
- A_1 saturated bonds
 - Flexibility: $-C-C- < -C-O- < -Si-O-$
 - Rotate easily, $T_g \downarrow$
 - PE: $-68 \text{ }^\circ\text{C}$; POM: $-83 \text{ }^\circ\text{C}$; PDMS: $-123 \text{ }^\circ\text{C}$
 - The more flexible, the lower the T_g

Wentao Hao, Hefei University of Technology 65

5.3.1 Chemical structures.

A. main chain structure

- A_2 Introduction of phenyl group, biphenyl group, naphthyl group (萘基) will increase the T_g
- Molecular chain turns to be rigid, rotation is more difficult



phenyl group

biphenyl group

naphthyl group

Wentao Hao, Hefei University of Technology 66

5.3.1 Chemical structures. A. main chain structure

- **A₃ isolated double bonds**
 - Flexible, T_g is low
 - Natural rubber: $T_g = -73\text{ }^\circ\text{C}$
 - cis-PB, $-108\text{ }^\circ\text{C}$; trans, $-83\text{ }^\circ\text{C}$
 - cis-polyisoprene, $-73\text{ }^\circ\text{C}$; trans, $T_g = -60\text{ }^\circ\text{C}$
 - By the way, Trans-polyisoprene is more likely to compact together and form ordered structure

Wentao Hao, Hefei University of Technology

67

5.3.1 Chemical structures B. stereo-hindrance of substitutes

- **B₁**. For $-(\text{CH}_2-\text{CHX})_n-$, size of X \uparrow , rotation ability \downarrow , then $T_g \uparrow$.

T_g	-68	-20	29	100	119	138	162	208
-------	-----	-----	----	-----	-----	-----	-----	-----

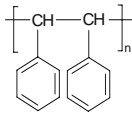
《高分子物理》, p245

Wentao Hao, Hefei University of Technology

68

5.3.1 Chemical structures B. stereo-hindrance of substitutes

- **B₂**. For polyacenaphthylene (聚萘烯)



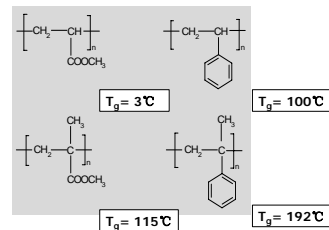
- Rotation is hindered seriously, T_g reaches $264\text{ }^\circ\text{C}$

Wentao Hao, Hefei University of Technology

69

5.3.1 Chemical structures B. stereo-hindrance of substitutes

- **B₃**. For $-(\text{CH}_2-\text{CXY})_n-$,
- X \neq Y, stereo hindrance \uparrow , $T_g \uparrow$

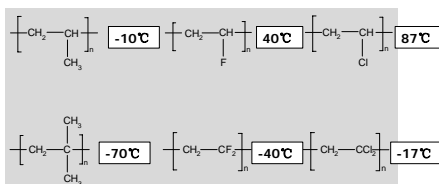


Wentao Hao, Hefei University of Technology

70

5.3.1 Chemical structures B. stereo-hindrance of substitutes

- **B₄**. For $-(\text{CH}_2-\text{CXY})_n-$,
- X = Y, stereo hindrance \downarrow , even less than single bond rotation barrier, $T_g \downarrow$



Wentao Hao, Hefei University of Technology

71

5.3.1 Chemical structures C. the length of side chains

- **Important!** - with the length of side chains \uparrow , $T_g \downarrow$
- For PAA series (聚丙烯酸酯系列)

n	1	2	3	4	6	8	12	18
$T_g(^\circ\text{C})$	105	65	35	21	-5	-20	-65	-100

- The longer the side chains, the flexible of side chains, and the lower the T_g
- In fact, side chains function as plasticizing agent (增塑剂)

《高分子物理》, p245

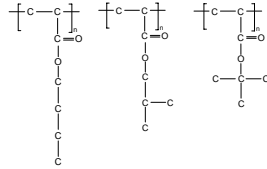
Wentao Hao, Hefei University of Technology

72

5.3.1 Chemical structures C. the length of side chains

• Another example

- 聚丙烯酸丁酯
 - 正丁酯 $T_g = -56\text{ }^\circ\text{C}$
柔性最大
 - 仲丁酯 $T_g = -22\text{ }^\circ\text{C}$
柔性次之
 - 叔丁酯 $T_g = 43\text{ }^\circ\text{C}$
柔性最小



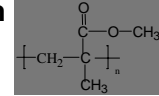
Wentao Hao, Hefei University of Technology

73

5.3.1 Chemical structures D. Configuration

全同 $T_g <$ 间同 T_g

PMMA

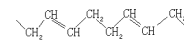
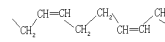


Isotactic, $T_g = 45\text{ }^\circ\text{C} <$ Syndiotactic, $T_g = 115\text{ }^\circ\text{C}$

顺式 $T_g <$ 反式 T_g

Poly(1,4-butadiene)

Cis-顺式, $T_g = -102\text{ }^\circ\text{C} <$ Trans-反式, $T_g = -48\text{ }^\circ\text{C}$



Wentao Hao, Hefei University of Technology

74

5.3.1 Chemical structures E. interaction between polymer chains

• Polarity of side chains

- The higher the polarity, the higher the T_g

polymer	$-C-C-$	$-C-C-$ C	$-C-C-$ Cl	$-C-C-$ CN
$T_g\text{ }^\circ\text{C}$	-68	-20	87	104

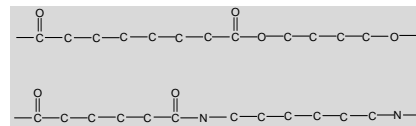
Wentao Hao, Hefei University of Technology

75

5.3.1 Chemical structures E. interaction between polymer chains

• H-bonds

- 聚辛酸二酯 VS. 尼龙66



- 原子总数目相同, T_g 不同, 氢键作用
- $-57\text{ }^\circ\text{C} \leftrightarrow +50\text{ }^\circ\text{C}$

Wentao Hao, Hefei University of Technology

76

5.3.1 Chemical structures F. effect of ion on polyelectrolyte

• Addition of ion into polyelectrolyte, such as polyacrylic acid, will increase the T_g remarkably

- Addition of Na^+ , $T_g\text{ } 106\text{ }^\circ\text{C} \rightarrow 280\text{ }^\circ\text{C}$
- Addition of Cu^{2+} , $T_g \rightarrow 500\text{ }^\circ\text{C}$

Wentao Hao, Hefei University of Technology

77

5.3.1 Chemical structures G. T_m and T_g

• For symmetrical polymer

♦ $T_g/T_m \approx 1/2$

• For non-symmetrical polymer

♦ $T_g/T_m \approx 2/3$

• Kelvin temperature scale!

Wentao Hao, Hefei University of Technology

78

Table 5.6 approximate relationship between T_m and T_g for some typical polymers

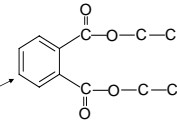
polymer	T_m °C	T_g (calculated) °C	T_g (experimental) °C
Nylon-6	225 (498K)	59 (332K)	50
PET	267 (540K)	87 (360K)	69
PE	137 (410K)	-68 (205K)	-68
PVDC	198 (471K)	-37.5 (235.5K)	-17

Wentao Hao, Hefei University of Technology

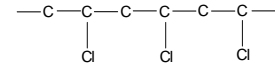
79

5.3.2 other factors A. plasticizer (plasticizing agent)

- Plasticizing is to make polymer soften by adding small molecules into it.



- Example – adding diethyl phthalate to PVC



Wentao Hao, Hefei University of Technology

80

5.3.2 other factors A. plasticizer (plasticizing agent)

- 常见PVC增塑剂品种

- 邻苯二甲酸二丁酯 (DBP)
- 邻苯二甲酸二辛酯 (DOP)
- 癸二甲酸二辛酯
- 磷酸三苯酯
- 磷酸三甲酚酯
- 烷基磺酸苯酯

Content of DOP	T_g of PVC
0	78
10	50
20	29
30	3
40	-16
45	-30

Wentao Hao, Hefei University of Technology

81

5.3.2 other factors A. plasticizer (plasticizing agent)

- Effect of plasticizer
 - enlarge the space between polymer chains (SO WHAT?)
 - inactivate the polar substitutes
 - In summary – lower the T_g of polymers

Wentao Hao, Hefei University of Technology

82

5.3.2 other factors B. copolymerization

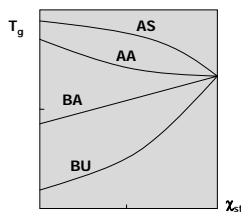


Fig. 5-17 T_g of styrene copolymers VS. content of styrene

Wentao Hao, Hefei University of Technology

83

5.3.2 other factors B. copolymerization

- Effect of copolymerization – continuously change of T_g of copolymer

- For random copolymer

- One T_g available

$$\frac{1}{T_g} = \frac{W_A}{T_{gA}} + \frac{W_B}{T_{gB}}$$

Wentao Hao, Hefei University of Technology

84

5.3.2 other factors B. copolymerization

- For alternative copolymer
- -A-B-A-B-A-B-A-B-
- Can be seen as -(AB)-(AB)-(AB)-(AB)-
- Only one T_g available

5.3.2 other factors B. copolymerization

- For block copolymer
 - -AAAAA-BBBBBBBB-AAAAA-
- There are two phases formed by A segments and B segments
 - If the two phases are compatible, then only one T_g appears
 - If the two phases are not compatible, then two T_g appears (phase separation can be observed)

5.3.2 other factors B. copolymerization

- In fact, T_g appearing or not depends on the size of phase formed by the polymer chain segments
- If the phase size is large enough, movement of segments can be detected, then T_g can be observed
- On the other hand, T_g can not be observed
- Such a conclusion is suitable for blends too.

5.3.2 other factors C. crosslinking

- In general, crosslinking will restrict the movement of segments
- And it will raise T_g of original polymer

Table 5.8 Content of Diethyl-benzene on the T_g of crosslinked styrene copolymer

Diethyl-benzene %	T_g (°C)	Average chain links between two crosslinking points
0	87	-
0.6	89.5	172
0.8	92	101
1.0	94.5	92
1.5	97	58

5.3.2 other factors D. molecular weight

$$T_g = T_g(\infty) - \frac{K}{M_n}$$

The lower the molecular weight is, the more the chain ends will be

Free space around the chain ends is larger than that around the middle parts of polymer chain

Lower molecular weight will result in lower T_g

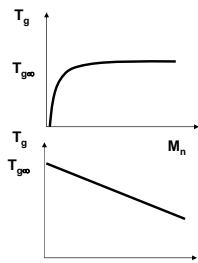


Fig. 5-18 effect of $1/M_n$ molecular weight on T_g

5.3.3 environmental factors A. heating rate

难点

- Heating rate or Cooling rate \uparrow , apparent $T_g \uparrow$
- Heating rate or Cooling rate \downarrow , apparent $T_g \downarrow$

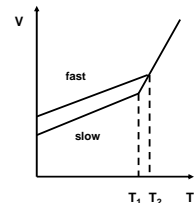


Fig. 5-19 effect of heating/cooling rate on T_g

5.3.3 environmental factors B. exogenic forces

- Exogenic forces will force the segments to move, so that T_g will be lowered.
 - As PVC was under tensile force of 200 kg/cm², T_g was lowered from 78 °C to 50 °C.
- 外力作用降低了链段运动势能位垒，从而使链段活动能力增强，玻璃化转变温度降低（强迫高弹形变现象）

5.3.3 environmental factors C. surrounding pressure

- Surrounding pressure will lower the free volume and increase the motion hindrance
- Need more energy input to make the segments move
- And will increase T_g
- 压力会增加链段运动位垒，需要更多热量，更高温度才能实现链段运动

5.4 molecular motion of glass state polymer

- secondary molecular motions in glass state polymer.
 - Motion of chain links (链节)
 - Rotation of side groups
 - Motion inside side groups

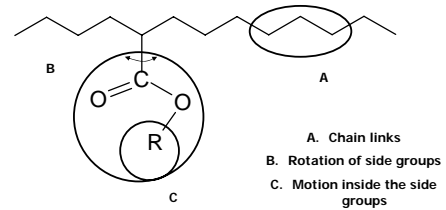


Fig. 5-20 examples of motion units causing secondary transition

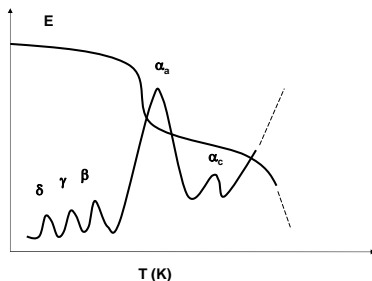


Fig. 5-21 Typical dynamic mechanical analysis spectrum

5.4.2 crank (曲柄) motion

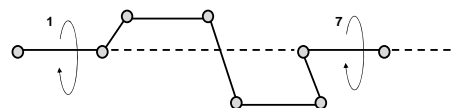
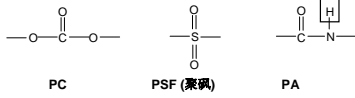


Fig. 5-22 illustration of crank motion of chain links

5.4.3 motion of non-carbon atoms



- For PA-6, the relaxation peak at -40°C will be enlarged if the H was replaced by $-\text{CH}_3$ group. (?)
- It means that the relaxation is caused by amido groups (酰胺基)

Wentao Hao, Hefei University of Technology

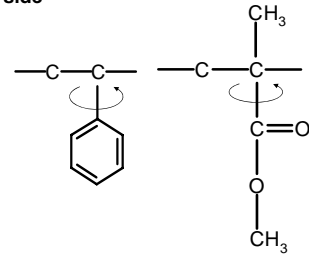
97

5.4.4 motion of side groups or side chains

- A. rotation of large side groups

- PS
- PMMA

- β -relaxation



Wentao Hao, Hefei University of Technology

98

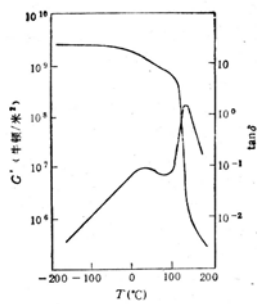


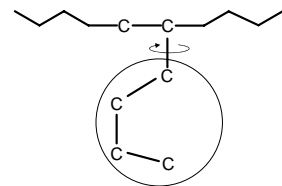
Fig. 5-23 DMA (1 Hz) spectrum of PMMA

Wentao Hao, Hefei University of Technology

《高聚物的结构与性能》· p204

5.4.4 motion of side groups or side chains

- B. Crank motion of long side chains ($\text{CH}_2 \geq 4$)



Wentao Hao, Hefei University of Technology

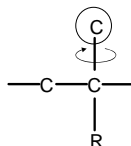
100

5.4.4 motion of side groups or side chains

- C. Motion of α -methyl groups

- γ -relaxation

- For PMMA, -173°C , DMA (1Hz)



Wentao Hao, Hefei University of Technology

101

5.4.4 motion of side groups or side chains

- D. Motion of the other methyl groups

- In PMMA, rotation of $-\text{CH}_3$ group in $-\text{COOCH}_3$,

- δ relaxation peak

- Very low test frequency, 4K, no extremum (极值)
- 10^4 Hz, 6K
- 50 MHz, 90K

- Higher frequency used, higher transition temperature observed

Wentao Hao, Hefei University of Technology

102

Table 5.9 DMA value (50 MHz)
for different methyl groups

甲基位置	50 兆赫时的内耗峰 温度 (K)	松弛活化能 ΔE (千焦耳/摩尔)	实例
-O-CH ₃	90	10	PMMA
-CH ₂ -CH ₃	150	16.3	石蜡
$\begin{array}{c} \text{C} \\ \\ \text{H}-\text{C}-\text{CH}_3 \\ \\ \text{C} \end{array}$	190	18.4	天然橡胶
$\begin{array}{c} \text{C} \\ \\ \text{C}-\text{C}-\text{CH}_3 \\ \\ \text{C} \end{array}$	270	26.8	PMMA

《高聚物的结构与性能》, p204

Wentao Hao, Hefei University of Technology 103

5.5 molecular motion of crystalline polymers

- Although the segments of polymers are restricted in the crystalline regions, there are still some kinds of molecular motion available.

Wentao Hao, Hefei University of Technology 104

5.5 molecular motion of crystalline polymers

- For small molecules, crystalline structure is very stable, molecular motion is vibration of atoms at their equilibrium position
- For polymers, it is quite different.
 - Molecular motion in the non-crystalline region is like that of non-crystalline material, but affected by crystalline region
 - Various molecular motion patterns available inside the crystalline region

Wentao Hao, Hefei University of Technology 105

5.5.1 melting of crystalline polymer

- It refers to the viscosity-flow transition of polymers
- Molecule moves as a whole, it flows
- Some structural factors will affect T_m
 - Interaction or intra-action of molecules will affect the value of ΔH
 - Flexibility will affect the value of ΔS

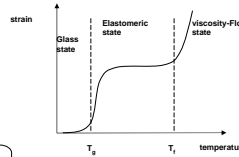


Fig. 5.2 strain-temperature curve for amorphous polymer

$$T_m = \frac{\Delta H}{\Delta S}$$

Wentao Hao, Hefei University of Technology 106

5.5.2 conversion of crystalline pattern

- Under T_m , crystallites can change crystalline pattern from one to another one
- For polypropylene, $\alpha \leftrightarrow \beta \leftrightarrow \gamma$ is available under some certain circumstance
 - γ crystallites are obtained under pressure, but is not stable
 - When heating to 150°C, γ crystallites will turn to α crystallites spontaneously

Wentao Hao, Hefei University of Technology 107

5.5.3 double T_g phenomenon

- α_a - major transition near amorphous region
- α_c - major transition near crystalline region
 - For PTFE, $T_g(\alpha_c) = 315\text{K}$, $T_g(\alpha_a) = 253\text{K}$
 - As crystallinity $\rightarrow 0$, $T_g(\alpha_c) \rightarrow T_g(\alpha_a) = T_g$

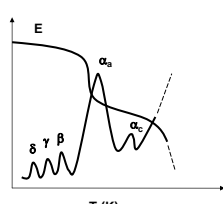


Fig. 5-21 Typical dynamic mechanical analysis spectrum

Wentao Hao, Hefei University of Technology 108

★ 5.5.3 double T_g phenomenon

- **Notice!**

- It is different from the double T_g phenomenon observed in blends of non-compatible polymers

- Which is related to the super-molecular structures (phase separation)

5.5.4 motion inside the crystalline region

- Caused by the molecular motion of defects inside the crystalline region
- or by side groups
- Or maybe by interaction between crystalline region and amorphous region (need more evidence)